



**REPLACEMENT ENTRY DOORS & SLIDING GLASS PATIO DOORS**



# NEVER SETTLE

## OUR MISSION: BRINGING HAPPINESS TO EVERY HOME®

To achieve this mission, we knew that we had to buck the industry trend and create a streamlined system that makes the home improvement process an enjoyable one for you, the home owner.

Over the past 15 years, as our company has grown from a one-person startup to a regional home improvement brand, the commitment to our core values has only strengthened. We firmly believe that putting the customer first and providing them with an amazing experience at every interaction has been integral in allowing us to bring happiness to over 175,000 homes in our communities.

With West Shore Home, you never have to worry that you are sacrificing on quality, convenience, or expertise. We specialize in replacement entry doors and sliding glass patio doors, allowing you to add your own style and create a room you'll love walking into every time. We are locally owned and operated with in-house installers, so we can guarantee the quality of the whole project and can back everything with a lifetime warranty. We get it done the way you want - fast, easy, smart and right.





# ENTRY DOORS

Our entry doors are sure to boost the curb appeal of your home. We offer fiberglass and steel entry doors that meet the highest standards of beauty, durability, security and energy efficiency. Unlike consumer-grade doors, our professional class doors are customized to your exact measurements for a better fit and a more secure and energy efficient door.

## STYLES

- Signet Fiberglass
- Legacy Steel
- Heritage Fiberglass

## FEATURES & BENEFITS

- Safety & Durability
- Decorative Glass Options
- Customized Interior/Exterior
- Energy Efficient
- One-day installation
- 10/15-Year Finish Warranty







# DOUBLE ENTRY DOORS

Double Entry Doors can provide a beautiful and spacious entrance to your home, while providing the security and durability you'd expect from an entry door. Styles range from various wood grain finishes to elegant decorative glass designs.

## FEATURES & BENEFITS

- High-performance, heat-resistant window trim
- Z-ACTM threshold Automatically adjusts to your entry door's changing needs over time
- Bulb and dual blade sweep virtually eliminates drafts



# ENTRY DOORS W/ SIDELITE

We offer Entry Doors with dual or single sidelite glass panels for a beautiful traditional style. Choose from our selection of glass styles for the look that's perfect for you.

## FEATURES & BENEFITS

- Decorative Glass Options
- 6 configurations for sidelite / transoms
- One-day installation



# FRENCH DOORS

Swing your French Doors open and let the fresh air in! French Doors make an elegant statement like nothing else. They combine traditional design and our expert craftsmanship with endless design combinations that will complement any space.

## FEATURES & BENEFITS

- Header security plate standard on Frame
- All door styles are available as a French Door
- Available with either left or right active door (main entryway)
- Available as inswing or outswing



# STORM DOORS

Protect your home from the elements with our Storm Doors. Every storm door is individually customized to the highest standards in the residential market for homeowners who appreciate impeccable, uncompromising quality.

## FEATURES & BENEFITS

- Extruded aluminum frame adds beauty to your door by virtue of the rounded cove molding along the glass edge of the extrusion.
- Corrosion-proof corner gussets
- Color matched aluminum installation screw covers
- Durable, oven-baked polyester finishes backed by lifetime warranty





# SLIDING GLASS PATIO DOORS

Complete with advanced engineering details, our sliding patio doors are built for smooth operation, energy efficiency, and durability for years to come. Available with customizable design options such as woodgrain interiors, multiple exterior colors, hardware finishes, and blinds-between-the-glass, this product is sure to add a wow factor to any home.

## STYLES

- 2-Panel
- 3-Panel
- 4-Panel
- Standard
- Custom



## FEATURES & BENEFITS

- Multi-chamber mainframe design for superior strength and energy-efficiency
- Warm-edge spacer system improves seal performance of insulated glass unit
- Interlock at meeting rail helps reduce air infiltration
- Lifetime Warranty







# CUSTOM MADE FOR YOU







## DECORATIVE GLASS

Our front door glass options enable homeowners to add decorative flair, improve privacy and energy efficiency and reduce sun exposure.

							
Barcelona	Berkley	Beveled	Brilliance	Brookhaven	Carlisle	Carmen	Carrington
							
Cheyenne	Constance	Eclipse	Esmond	Essence	Gemstone	Jewel	Laurence
							
Lynford	Manhattan	Somerset	Symphony	Tacoma	Tranquility	Tuscany	Twilight

## STAINS / GLAZES / PAINTS

Choose from our variety of stains, glazes, and paints to match the style of your home! (more colors available, see sales rep for more information)

								
Dutch Gray	Harbor Mist	Natural Leather	Rustic Sage	Winter Rain	Cherry	Dark Mahogany	Dark Oak	Light Oak
								
Natural Oak	Walnut	American Cherry	Chestnut	Cinnamon	Coffee Bean	Hazelnut	Nutmeg	Toffee
								
Almond	Carmel	Espresso	Ginger	Honey Wheat	Pecan	Truffle	Cabernet	Coal Black
								
Forest Green	Geneva Blue	Mountain Berry	Nightfall	Plum	Robin Egg	Rustic Bronze	Snow Mist	Sterling Gray





**AMERICA'S MOST ADMIRERD HOME REMODELING BRAND®**

**855.264.5057**

[www.WestShoreHome.com](http://www.WestShoreHome.com)



**4.8/5**



**4.8/5**

(Company reviews across all branches as of 11/29/2022)